

Distribution Product Guide

2026


At Tarkett®, our goal is to help you create great spaces with flooring that meets your unique needs for design, performance, and material health. With one of the largest portfolios in the industry and roots that go back to the 1880s, we have inspired and supported great design for generations. You'll find our flooring delighting and performing admirably in hospitals, laboratories, schools, housing, hotels, offices, shops, and sports fields worldwide.

When we say our products are consciously made, we mean we set new standards for sustainability. Because we're not just designing flooring, but healthy impacts for every living thing.

Finishing accessories

There are times that you need to transition from one material height to another and keep the transition surface at a minimum. Johnsonite's finishing accessories create a sleek, modern look that is equally safe and durable.

[JOHNSONITE FINISHING ACCESSORIES](#)



Slim Line Transitions

Sustainability attributes

FINISHING ACCESSORIES

Healthy materials:

94% raw materials third-party assessed;
ortho-phthalate-free

Indoor air quality:

FloorScore® certified; CDPH 01350 v1.2

Transparency documents available:

Product-specific EPD

Responsible end of use management:


Part of Tarkett's ReStart take-back and
recycling program



ReStart's
third-party certified
reclamation program.



To learn more about the ReStart program,
scan the QR code or go to
commercial.tarkett.com/ReStart



T-Moulding

Lock it

Johnsonite's broad selection of transition accessories helps you glide through a space without interference. Find each of your surface thicknesses in the rows and columns below, then trace down and across to see where they meet in the middle. There, you'll find the solutions that will help you transition from one surface to another. Smooth. Safe. Seamless

Transition selector chart by dimension

For profile drawing and details, see specific accessory categories on pages 453-457.

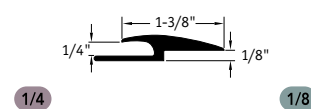
Gauge	Subfloor	1/16"	.080"	1/8"	3/16"	1/4"	5/16"	3/8"	1/2"
Subfloor		SSR-XX-B	RRS-XX-B SSR-XX-B SLT-XX-J SLTC-XX-J	SSR-XX-B RRS-XX-C RRS-XX-D SLT-XX-J SLTC-XX-J	EG-XX-J EG-XX-K	CRS-XX-A EG-XX-H CTA-XX-J CTA-XX-JL SLT-XX-L SLTC-XX-L	EG-XX-G EG-XX-L	CRS-XX-B EG-XX-W CTA-XX-P CTA-XX-PL	CRS-XX-D CTA-XX-Q
1/16"	SSR-XX-B						CTA-XX-D		
.080"	RRS-XX-B SSR-XX-B SLT-XX-J SLTC-XX-J		CTA-XX-Y	SLT-XX-B SLTC-XX-B CTA-XX-X SSR-XX-D		SLT-XX-C SLTC-XX-C CTA-XX-HT SLT-XX-H SLTC-XX-H	CTA-XX-D	CTA-XX-Z	
1/8"	SSR-XX-B RRS-XX-C RRS-XX-D SLT-XX-J SLTC-XX-J		SLT-XX-B SLTC-XX-B CTA-XX-X SSR-XX-D	CTA-XX-N FS-XX-DW3		SLT-XX-A SLTC-XX-A CTA-XX-H CTA-XX-HL CTA-XX-A CTA-XX-C CE-XX-A	CTA-XX-D CE-XX-A	CTA-XX-K	CD-XX-B
3/16"	EG-XX-J EG-XX-K								
1/4"	CRS-XX-A EG-XX-H CTA-XX-J CTA-XX-JL SLT-XX-L SLTC-XX-L		SLT-XX-C SLTC-XX-C CTA-XX-HT SLT-XX-H SLTC-XX-H	SLT-XX-A SLTC-XX-A CTA-XX-H CTA-XX-HL CTA-XX-A CTA-XX-C CE-XX-A		CTA-XX-M CD-XX CD-XX-C CD-XX-W	CD-XX CD-XX-C CD-XX-W	CTA-XX-L SLT-XX-F SLTC-XX-F	CE-XX-C SLT-XX-G SLTC-XX-G
5/16"	EG-XX-G EG-XX-L	CTA-XX-D	CTA-XX-D	CTA-XX-D CE-XX-A		CD-XX CD-XX-C CD-XX-W	CD-XX CD-XX-C CD-XX-W	CCA-XX	CWA-XX
3/8"	CRS-XX-B EG-XX-W CTA-XX-P CTA-XX-PL		CTA-XX-Z	CTA-XX-K		CTA-XX-L SLT-XX-F SLTC-XX-F	CCA-XX		CE-XX-C
1/2"	CRS-XX-D CTA-XX-Q			CD-XX-B		CE-XX-C SLT-XX-G SLTC-XX-G	CWA-XX	CE-XX-C	CD-XX-A

DIMENSIONS BY COLOR

1. Identify thickness of materials to be transitioned.
2. Find the corresponding color to match the thicknesses.
3. Find your colors together on the chart.

0 = 0"	1/16 = 1/16"
.080 = .080"	1/8 = 1/8"
3/16 = 3/16"	1/4 = 1/4"
5/16 = 5/16"	3/8 = 3/8"
1/2 = 1/2"	








EXAMPLE: 1/4" 1/4 material to 1/8" 1/8 material.





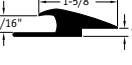
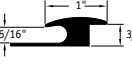

FLOOR FINISHING

FINISHING ACCESSORIES









T-MOULDINGS

CE-XX-A 1/4" and 5/16" to 1/8" material. 1/4" leg.		1/4 5/16	1/8
CE-XX-C 1/2" to 1/4" and 3/8" material. 1/2" leg.		1/2	1/4 3/8
CD-XX 1/4" and 5/16" to material of same height. 1/4" leg.		1/4 5/16	1/4 5/16
CD-XX-A 1/2" to material of same height. 1/2" leg.		1/2	1/2
CD-XX-B+ 1/2" to 1/8" material. 1/2" leg.		1/2	1/8
CD-XX-C 1/4" and 5/16" to material of same height. 1/4" leg.		1/4 5/16	1/4 5/16
CD-XX-W 1/4" and 5/16" to material of same height. 1/4" leg.		1/4 5/16	1/4 5/16

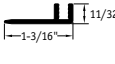
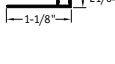
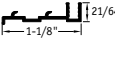
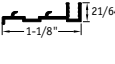
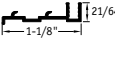
ADAPTORS

CTA-XX-A 1/4" to 1/8" material.		1/4	1/8
CTA-XX-C 1/4" to 1/8" material.		1/4	1/8
CTA-XX-D 5/16" to 1/16" or 1/8" material.		5/16	1/16 .080 1/8
CCA-XX 5/16" to 3/8" material.		5/16	3/8
CWA-XX 5/16" to 1/2" material.		5/16	1/2

REDUCERS

CRS-XX-A 1/4" material to floor.		1/4	0
CRS-XX-B 3/8" material to floor.		3/8	0
CRS-XX-D 1/2" material to floor.		1/2	0
SSR-XX-B 35° roll 1/16" or 1/8" material to floor.		1/16 .080 1/8	0
SSR-XX-D 1/8" to .080" material.		1/8	.080
RRS-XX-B 3° pieces .080" material to floor.		.080	0
RRS-XX-C 3° pieces 1/8" material to floor.		1/8	0
RRS-XX-D 25° roll 1/8" material to floor.		1/8	0

TRACK FOR T-MOULDINGS

CDB-00-A Rigid Vinyl Pinless for adhesive installations. Neutral color only.	
MT-00-A Aluminum pinless for adhesive installations.	
MTC-00-A Aluminum contour track for adhesive installations. 6° minimum radius.	
MT-00-B Aluminum pin type for stretch-in installations.	
MTC-00-B Aluminum pin type contour track for stretch-in installations. 6° minimum radius.	

ColorMatch®: For available colors, reference ColorMatch, located in the [Color Guide](#).



FLOOR FINISHING

FINISHING ACCESSORIES

SLIM LINE TRANSITIONS

SLT-XX-A SLTC-XX-A* 1/4" to 1/8" material.		1/4
SLT-XX-B SLTC-XX-B* .080" to 1/8" material.		1/8
SLT-XX-C SLTC-XX-C* .080" to 1/4" material.		1/8
SLT-XX-F SLTC-XX-F* 1/4" to 3/8" material.		1/4
SLT-XX-G SLTC-XX-G* 1/4" to 1/2" material.		3/8
SLT-XX-H SLTC-XX-H* 1/4" to .080" material.		1/4
SLT-XX-J SLTC-XX-J* .080" or 1/8" material to subfloor.		.080
SLT-XX-L SLTC-XX-L* 1/4" material to subfloor.		0

*Slim line transitions available for materials with a contour edge.



*Slim line also available in metallic colors. See [Color Guide](#) for availability.
 †Non ADA Compliant

WHEELED TRAFFIC TRANSITIONS

CTA-XX-H 1/4" to 1/8" material.		1/4	1/8
CTA-XX-HL 1/4" to 1/8" material.		1/4	1/8
CTA-XX-HT 1/4" to .080" or 2 mm material.		1/4	.080
CTA-XX-J 1/4" material to subfloor.		1/4	0
CTA-XX-JL 1/4" material to subfloor.		1/4	0
CTA-XX-K 3/8" to 1/8" material.		3/8	1/8
CTA-XX-L 3/8" to 1/4" material.		3/8	1/4
CTA-XX-M 1/4" to 1/4" material.		1/4	1/4
CTA-XX-N 1/8" to 1/8" material.		1/8	1/8
CTA-XX-P 3/8" material to subfloor.		3/8	0
CTA-XX-PL 3/8" material to subfloor.		3/8	0
CTA-XX-Q 1/2" material to subfloor.		1/2	0
CTA-XX-X 1/8" to .080" material.		1/8	.080
CTA-XX-Y .080" to .080" material.		.080	.080
CTA-XX-Z 3/8" to .080" material.		3/8	.080

†Non ADA Compliant

FLOOR FINISHING

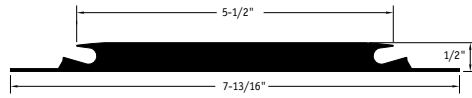
FINISHING ACCESSORIES

T-MOULDINGS

VT-XX-M2

3' pieces

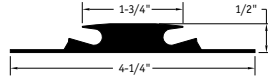
5-1/2" exposed surface threshold for stretch-in or adhered carpet and ceramic.



VT-XX-M6

3' pieces

1-3/4" exposed surface threshold for stretch-in or adhered carpet and ceramic.



COVE CAPS

SCC-XX-A**

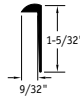
For 1/8" materials.



1/8

CCC-XX-B

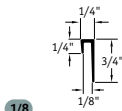
9/32" inside dimension.



9/32

SCC-XX-B**

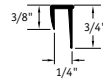
For 1/8" materials.



1/8

CCC-XX-C**

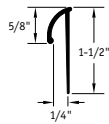
For 1/4" materials.



1/4

CCC-XX-A**

For 1/4" or 5/16" materials.



SCC-XX-D

with self-stick tape
For .080" materials.



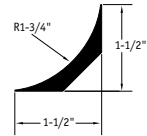
.080"

**Also available in metallic colors. See [Color Guide](#) for availability.

COVE FILLER STRIPS

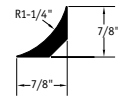
CFS-00

1-3/4" radius.



CFS-00-A

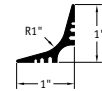
1-1/4" radius.



CFS-00-M

5' pieces

.5" radius.



Due to the use of Pre-consumer recycled content, color of cove filler strips will vary.

FLEXIBLE VINYL CORNER GUARDS

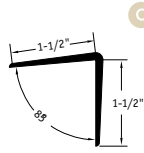
VBG-XX-B-48
VBG-XX-B-96
4' or 8' pieces

Corner guard.
3/4" returns.
1/8" thick.
Tapered ends.



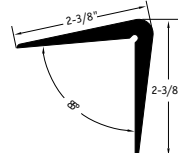
VBG-XX-A-48
VBG-XX-A-96
4' or 8' pieces

Corner guard.
1-1/2" returns.
1/8" thick.
Tapered ends.



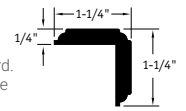
VBG-XX-48
VBG-XX-96
4' or 8' pieces

Corner guard.
2-3/8" returns.
1/8" thick.
Tapered ends.



VBG-XX-C
8' pieces

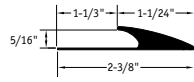
Millwork profile corner guard.
1-1/4" returns, 1/4" thick. See
Color Guide for availability



EDGE GUARDS

EG-XX-G

5/16" material to floor.

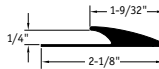


5/16

0

EG-XX-H

1/4" material to floor.

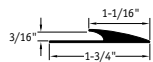


1/4

0

EG-XX-J

3/16" material to floor.

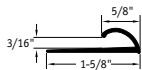


3/16

0

EG-XX-K†

3/16" material to floor.

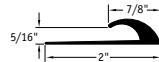


3/16

0

EG-XX-L†

5/16" material to floor.



5/16

0

EG-XX-W†

3/8" material to floor.



3/8

0

FEATURE STRIPS

FS-XX-DW3
50' roll

1" wide
feature strip for
1/8" material.



1/8

1/8

TUB MOULDINGS

TM-50*
5' pieces
(self-stick)

Luster finish
cove for bathtub,
counter and
shelves.
1-1/2" height.



TM-50-A*
5' pieces
(self-stick)

Luster finish
cove for bathtub,
counter and
shelves.
1" height.



*Available in 50 White W only.
†Non ADA Compliant



Flexible Corner Guards

Johnsonite's corner guards will not only complement the interior space, but also work to protect your finished design.

- Will not shrink, crack or chip
- Four return sizes: 2-3/8", 1-1/2", 3/4" and 1-1/4"

ColorMatch®:

For available colors, reference ColorMatch, located in the [Color Guide](#).

C = Johnsonite ColorMatch color offering

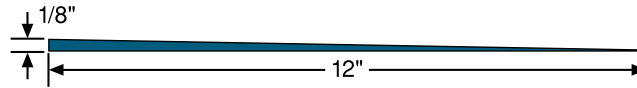
SUBFLOOR LEVELER SYSTEM

FINISHING ACCESSORIES

SUBFLOOR LEVELER SYSTEM COMPONENTS (BLACK ONLY)

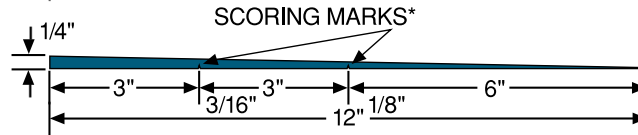
LS-40-F

4' pieces
Reduces 1/8" to 0."



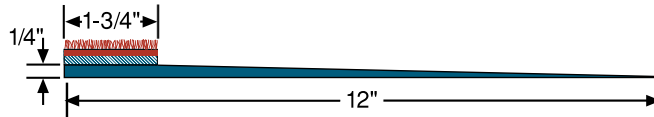
LS-40

4' pieces
Reduces 1/4" to 0." Can be cut at score line to reduce height as indicated.



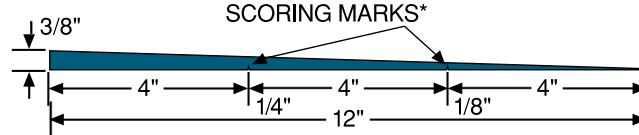
LS-40-K

4' pieces
Reduces 1/4" to 0." Leveled edge for tack strip installation.



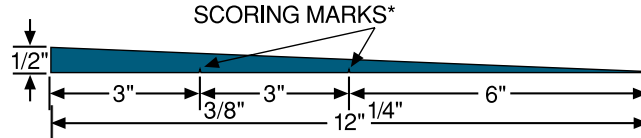
LS-40-D

4' pieces
Reduces 3/8" to 0." Can be cut at score line to reduce height as indicated.



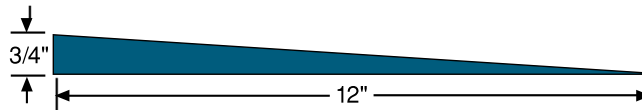
LS-40-E

4' pieces
Reduces 1/2" to 0." Can be cut at score line to reduce height as indicated.



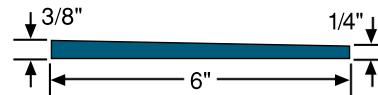
LS-40-G

4' pieces
Reduces 3/4" to 0."



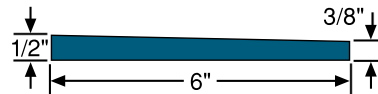
LS-40-B


4' pieces
Reduces 3/8" to 1/4." Can be used alone or with LS-40 to extend transition.



LS-40-C

4' pieces
Reduces 1/2" to 3/8." Can be used alone or with LS-40-D or LS-40-B to extend transition.





SubFloor Leveler System LS 40
iQ Optima

SubFloor Leveler System **U.S. Patent No. 7,174,682 Quick Fix**

We've practically eliminated the need for traditional floor levelers— and the labor and curing time they require. Our patented SubFloor Leveler System provides a gradual ramp between different flooring elevations, creating a smooth transition and fewer trips and falls. With easy installation and the ability to lay flooring immediately over top, it keeps everything moving swiftly—from your project to your foot traffic.